

## NOTE INPUT

	Win	Mac
Advance caret in note input	<b>Space</b>	<b>Space</b>
Dotted note input	Punkt .	.
Cycle through number of dots	<b>Alt+.</b>	$\backslash$ .
Rest input	Komma ,	,
Chord input	<b>Q</b>	<b>Q</b>
Start tuplet	<b>Ö</b>	<b>Ö</b>
Stop tuplet	<b>Shift + ö</b>	<b>Shift + ö</b>
Grace note input	" - "	-
Slashed/unslashed grace note	$\} \text{ " - " } \updownarrow$ <b>Alt + " - "</b>	$\} \text{ " - " } \backslash$ $\} \text{ " - " } \backslash$
Insert mode	<b>I</b>	<b>I</b>
Lock durations	<b>L</b>	<b>L</b>
Force durations	<b>O</b>	<b>O</b>
Tie notes	<b>T</b>	<b>T</b>
Scissor tool	<b>U</b>	<b>U</b>
New voice	<b>Shift+V</b>	$\uparrow$ <b>V</b>
Switch voice	<b>V</b>	<b>V</b>
New slash voice	<b>Shift+Alt+V</b>	$\backslash \uparrow$ <b>V</b>
Start slur	<b>S</b>	<b>S</b>
Stop slur	<b>Shift+S</b>	$\uparrow$ <b>S</b>
Crescendo	<b>&lt;</b>	<b>&lt;</b>
Decrescendo	<b>&gt;</b>	<b>&gt;</b>
Default pitch	<b>Y</b>	<b>Y</b>
Repeat selection	<b>R</b>	<b>R</b>

## NOTATIONS

	Win	Mac
Note input	<b>Shift+N</b>	$\uparrow$ <b>N</b>
Clefs	<b>Shift+C</b>	$\uparrow$ <b>C</b>
Key Signatures	<b>Shift+K</b>	$\uparrow$ <b>K</b>
Time Signatures (Meter)	<b>Shift+M</b>	$\uparrow$ <b>M</b>
Tempo	<b>Shift+T</b>	$\uparrow$ <b>T</b>
Dynamics	<b>Shift+D</b>	$\uparrow$ <b>D</b>
Ornaments	<b>Shift+O</b>	$\uparrow$ <b>O</b>
Repeat Structures	<b>Shift+R</b>	$\uparrow$ <b>R</b>
Bars and Barlines	<b>Shift+B</b>	$\uparrow$ <b>B</b>
Holds and Pauses	<b>Shift+H</b>	$\uparrow$ <b>H</b>
Playing Techniques	<b>Shift+P</b>	$\uparrow$ <b>P</b>
Cues ( <i>only in Pro</i> )	<b>Shift+U</b>	$\uparrow$ <b>U</b>
Markers	<b>Shift+Alt+M</b>	$\backslash \uparrow$ <b>M</b>
Rehearsal Marks	<b>Shift+A</b>	$\uparrow$ <b>A</b>
Text	<b>Shift+X</b>	$\uparrow$ <b>X</b>
System Text	<b>Shift+Alt+X</b>	$\backslash \uparrow$ <b>X</b>
Lyrics	<b>Shift+L</b>	$\uparrow$ <b>L</b>
Chord Symbols	<b>Shift+Q</b>	$\uparrow$ <b>Q</b>
Fingering	<b>Shift+F</b>	$\uparrow$ <b>F</b>
Intervals and Transposition	<b>Shift+I</b>	$\uparrow$ <b>I</b>

Steinberg, Dorico and other Steinberg product and technology names are trademarks or registered trademarks of Steinberg Media Technologies GmbH, registered in Europe and other countries. All specifications are subject to change without notice. Copyright © 2018 Steinberg Media Technologies GmbH. All rights reserved.

P/N



47426



## QUICK REFERENCE CARD GERMAN

<b>1</b>	<b>2</b>	<b>3</b>
<b>4</b>	<b>5</b>	<b>6</b>
<b>7</b>	<b>8</b>	<b>9</b>
<b>0</b>	<b>ß</b>	<b># Shift+ß</b>

Input nearest pitch	<b>A-G</b>	<b>A-G</b>
Input pitch above	<b>Shift+Alt+A-G</b>	$\backslash \uparrow$ <b>A-G</b>
Input pitch below	<b>Ctrl+Alt+A-G</b>	$\wedge$ <b>A-G</b>

<b>ü</b>	<b>+</b>	<b>Shift+ü</b>	<b>Shift++</b>
<b>ä</b>	<b>#</b>	<b>Shift+ä</b>	<b>Shift+#</b>

Win + Mac

Win + Mac

**Shift+ä**

**Shift+#**

## PROJECT

New Project	<b>Ctrl+N</b>	<b>⌘N</b>
Open Project	<b>Ctrl+O</b>	<b>⌘O</b>
Save Project	<b>Ctrl+S</b>	<b>⌘S</b>
Save As	<b>Ctrl+Shift+S</b>	<b>⇧⌘S</b>
Close Project	<b>Ctrl+Shift+W</b>	<b>⇧⌘W</b>
New Tab	<b>Ctrl+T</b>	<b>⌘T</b>
Close Tab	<b>Ctrl+W</b>	<b>⌘W</b>





## NAVIGATION, SELECTION AND EDITING

Navigate notes or music items	<b>←,→,↑,↓</b>	<b>⇐,⇒,⇑,⇓</b>
Extend selection	<b>Shift+←,→,↑,↓</b>	<b>⇧⇐,⇒,⇑,⇓</b>
Select All	<b>Ctrl+A</b>	<b>⌘A</b>
Select More	<b>Ctrl+Shift+A</b>	<b>⇧⌘A</b>
Deselect	<b>Ctrl+D</b>	<b>⌘D</b>
Move note or item left or right	<b>Alt+←,→</b>	<b>⌘⇐,⇒</b>
Move pitch up or down (diatonic)	<b>Alt+↑,↓</b>	<b>⌘⇑,⇓</b>
Move pitch up or down (octave)	<b>Ctrl+Alt+↑,↓</b>	<b>⌘⇧⇑,⇓</b>
Move pitch up or down (chromatic)	<b>Shift+Alt+↑,↓</b>	<b>⇧⌘⇑,⇓</b>
Respell using note above or below	<b>(Shift)+Alt+β</b>	<b>⌘β, ⇧⌘Option+β</b>
Shorten or lengthen by grid duration	<b>Shift+Alt+←,→</b>	<b>⇧⌘⇐,⇒</b>
Decrease or increase grid resolution	<b>Alt + ü, Alt + +</b>	<b>⌘ü, ⌘+</b>
Cross to Stave Above or Below	<b>N, M</b>	<b>N, M</b>
Move to Stave Above or Below	<b>Alt+N, Alt+M</b>	<b>⌘N, ⌘M</b>




## OPTIONS

Layout Options	<b>Ctrl+Shift+L</b>	<b>⇧⌘L</b>
Notation Options <i>(only in Pro)</i>	<b>Ctrl+Shift+N</b>	<b>⇧⌘N</b>
Engraving Options <i>(only in Pro)</i>	<b>Ctrl+Shift+E</b>	<b>⇧⌘E</b>
Note Input Options <i>(only in Pro)</i>	<b>Ctrl+Shift+I</b>	<b>⇧⌘I</b>
Playback Options <i>(only in Pro)</i>	<b>Ctrl+Shift+P</b>	<b>⇧⌘P</b>









## KEYPAD TRANSPORT CONTROLS




 Note durations	<b>1-9</b>	<b>1-9</b>
 Play from Playhead	<b>Enter</b>	<b>↵</b>
 Stop	<b>0</b>	<b>0</b>
 Return to Start of Flow	<b>. DEL</b>	<b>.</b>
 Rewind	<b>-</b>	<b>-</b>
 Fast-forward	<b>+</b>	<b>+</b>

## PLAYBACK AND RECORDING






 Play from Playhead/Stop	<b>Space</b>	<b>Space</b>
Play from Last Start Position	<b>Shift+Space</b>	<b>⇧Space</b>
 Play from Selection	<b>P</b>	<b>P</b>
Play from Start of Flow	<b>Shift+Alt+Space</b>	<b>⇧⌘Space</b>
Move Playhead to Selection	<b>Alt+P</b>	<b>⌘P</b>
 Record	<b>Ctrl+R</b>	<b>⌘R</b>
Retrospective Record	<b>Ctrl+Alt+R</b>	<b>⌘⇧R</b>

## WORKING IN DORICO

 Preferences	<b>Ctrl+,</b>	<b>⌘,</b>
Page View	<b>Ctrl+Alt+1</b>	<b>⌘⇧1</b>
Galley View	<b>Ctrl+Alt+2</b>	<b>⌘⇧2</b>
 Zoom Dialog	<b>Alt+Z</b>	<b>⌘Z</b>
 Zoom In	<b>Z or Ctrl+=</b>	<b>Z or ⌘=</b>
 Zoom Out	<b>X or Ctrl+-</b>	<b>X or ⌘-</b>
 Next Layout	<b>Shift+Alt+] ]</b>	<b>⇧⌘] ]</b>
 Previous Layout	<b>Shift+Alt+[ [</b>	<b>⇧⌘[ [</b>
 Counterpart Layout	<b>W</b>	<b>W</b>
Go to Bar	<b>Ctrl+G</b>	<b>⌘G</b>
 Show/Hide System Track	<b>Alt+T</b>	<b>⌘T</b>

 Help	<b>F1</b>	<b>⌘/</b>
 Transport	<b>F2</b>	<b>F2</b>
 Mixer	<b>F3</b>	<b>F3</b>
 Video	<b>F4</b>	<b>F4</b>



## PANELS

 Show/hide toolbar	<b>Ctrl+6</b>	<b>⌘6</b>
 Show/hide left panel	<b>Ctrl+7</b>	<b>⌘7</b>
 Show/hide bottom panel	<b>Ctrl+8</b>	<b>⌘8</b>
 Show/hide right panel	<b>Ctrl+9</b>	<b>⌘9</b>
 Show/hide all panels	<b>Ctrl+0</b>	<b>⌘0</b>

## MODES

Setup	<b>Ctrl+1</b>	<b>⌘1</b>
Write	<b>Ctrl+2</b>	<b>⌘2</b>
Engrave <i>(only in Pro)</i>	<b>Ctrl+3</b>	<b>⌘3</b>
Play	<b>Ctrl+4</b>	<b>⌘4</b>
Print	<b>Ctrl+5</b>	<b>⌘5</b>

## SETUP MODE

 Add Solo Player	<b>Shift+P</b>	<b>⇧P</b>
 Add Section Player	<b>Shift+Alt+P</b>	<b>⇧⌘P</b>
Add Instrument to Player	<b>Shift+I</b>	<b>⇧I</b>

## ENGRAVE MODE *(only in Pro)*

Move item graphically	<b>Alt+←,→,↑,↓</b>	<b>⌘⇐,⇒,⇑,⇓</b>
 Create Frame Break	<b>Shift+F</b>	<b>⇧F</b>
 Create System Break	<b>Shift+S</b>	<b>⇧S</b>