

TGuitar for Dorico

What's included

- This very important read me file
- TGuitar.dorico_pt – the playback template.

You need to have already installed Dorico 6.0.20 (or later) and the Acoustic Samples TGuitar.

Playback Template

First, import the playback template (TGuitar.dorico_pt) by dragging and dropping the file on to the Dorico hub.

Alternatively, open any Dorico project and use **Play > Playback Template...** and then the **Import...** button.

In any of your Dorico projects you can now use the TGuitar samples by applying the playback template from the **Play > Playback Template...** dialog – but that will only load sounds for an classical or semi-acoustic guitar, not any other instruments, so keep reading...

Using with other libraries

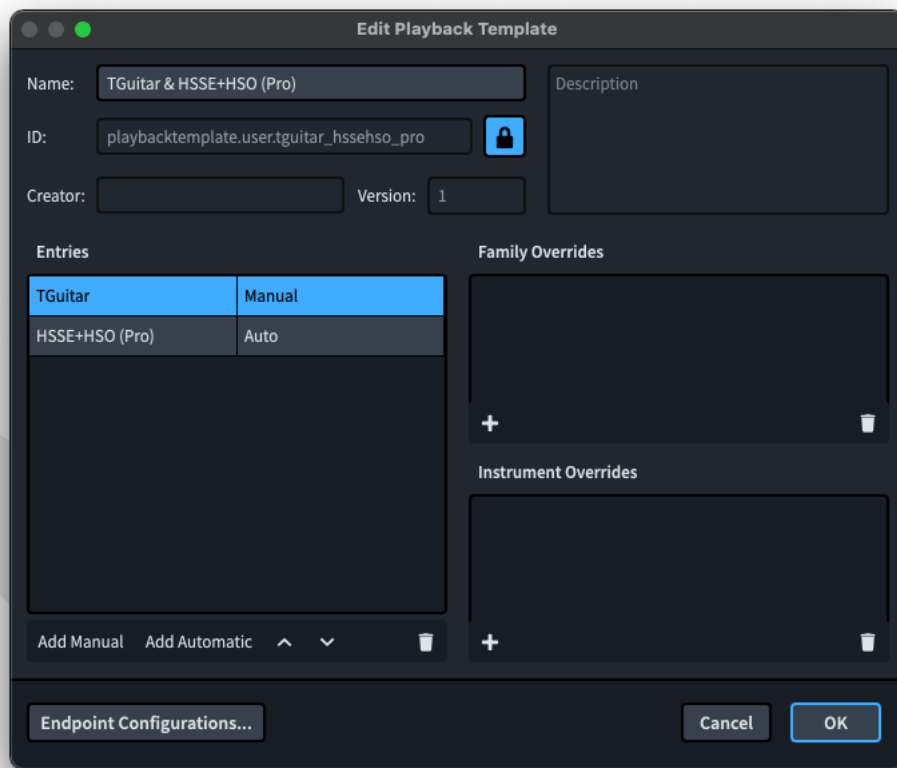
As this playback template only contains information for one instrument in Dorico, you will want to create a custom set up adding this instrument to the playback template you already use e.g. the Dorico default HSSE+HSO, NotePerformer or other library for other instruments. To set this up, import the .dorico_pt playback template and then in Play mode go to the **Play > Playback Template...** menu. Either choose an existing template as a starting point and at the bottom of the dialog press the **Duplicate** button, or press the **Add Playback Template** option to make a new template.

Give it a suitable name, click on the **Add Manual** button and add this new endpoint from the list. Add any other libraries as necessary using the **Add Manual** or **Add Automatic** buttons and use the arrow buttons to sort the order, remembering that Dorico starts from the top of the list and works down when assigning instruments to libraries.

In the example below, the TGuitar entry only contains information about classical or semi-acoustic guitars (so no Family or Instrument Overrides are needed), and will be used first. The default HSSE+HSO sounds will then be used for all other instruments.

Once you've created your Playback Template you can choose it and use the **Apply and Close** button to have Dorico re-load the sounds on any project using the libraries you've chosen.

If you wish you can make this your default playback template by going to **Preferences > Play** and choosing your template from the dropdown list.



Loading Instruments


Applying the playback template will then load one new entry in to your VST rack in the RH zone in Play mode for each classical or semi-acoustic instrument you have in your project.


For each instrument Dorico will also load the expression map.

Mapped MIDI CC controls

You can choose between fingered or picked playing styles by using playing techniques from the RH zone in Playing Techniques > Guitars section or using the **Shift-P** popover and typing **fingers** or **pick**. They have been mapped to MIDI CC9. The default technique is **fingers**.

You can also optionally use the **strum** playing Technique to switch the TGuitar mode from Solo to Chords. (Mapped to CC75.) This enables you to use different keys on your MIDI keyboard to strum chords using the Dorico MIDI Record (**Ctrl/Cmd-R**) feature and then eg. hide those notes under a slash region or in a second





guitar staff that you then hide using the manual staff visibility option in Dorico. See this Discover Dorico live stream for more details: <https://youtu.be/nFlaCzS9Fn0?t=1673> or search on www.youtube.com/dorico for **tguitar**.

The above **fingers** or **pick** playing techniques will also switch back to the normal fingered/picked option (Solo mode in TGuitar) or use the Playing Technique nat or ord which will also return to the default of the fingered technique.

The Slides and Hammer ons legato options have been turned off by default for Dorico.

FAQs and Troubleshooting

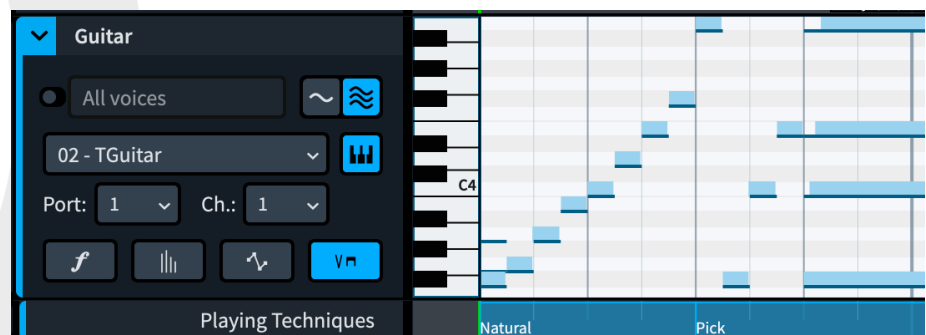
Instrument Ranges

The Dorico instrument ranges (red notes) may not match the available pitches.

You can see the playable range of TGuitar in the HALion player.

Checking which technique is being used

If you need to check which technique is being triggered, use the Playing Techniques lane in Play mode and you'll see the techniques listed under the notes in the key editor.



Issues or Errors

If you find any issues with the Dorico template or playback template or would like to suggest changes or tweaks to it, please email discoverdorico@steinberg.de