

NOTE INPUT

	Win	Mac
Advance caret in note input	Space	Space
Dotted note input	.	.
Cycle through number of dots	Alt+.	⌘.
Rest input	,	,
Chord input	Q	Q
Start tuplet	;	;
Stop tuplet	:	:
Grace note input	/	/
Slashed/unslashed grace note	Alt+/	⌘/
Insert mode	I	I
Lock durations	L	L
Force durations	O	O
Tie notes	T	T
Scissor tool	U	U
New voice	Shift+V	⇧V
Switch voice	V	V
New slash voice	Shift+Alt+V	⌘⇧V
Start slur	S	S
Stop slur	Shift+S	⇧S
Crescendo	<	<
Decrescendo	>	>
Default pitch	Y	Y
Repeat selection	R	R

NOTATIONS

	Win	Mac
Note input	Shift+N	⇧N
Clefs	Shift+C	⇧C
Key Signatures	Shift+K	⇧K
Time Signatures (Meter)	Shift+M	⇧M
Tempo	Shift+T	⇧T
Dynamics	Shift+D	⇧D
Ornaments	Shift+O	⇧O
Repeat Structures	Shift+R	⇧R
Bars and Barlines	Shift+B	⇧B
Holds and Pauses	Shift+H	⇧H
Playing Techniques	Shift+P	⇧P
Cues (<i>only in Pro</i>)	Shift+U	⇧U
Markers	Shift+Alt+M	⌘⇧M
Rehearsal Marks	Shift+A	⇧A
Text	Shift+X	⇧X
System Text	Shift+Alt+X	⌘⇧X
Lyrics	Shift+L	⇧L
Chord Symbols	Shift+Q	⇧Q
Fingering	Shift+F	⇧F
Intervals and Transposition	Shift+I	⇧I

Steinberg, Dorico and other Steinberg product and technology names are trademarks or registered trademarks of Steinberg Media Technologies GmbH, registered in Europe and other countries. All specifications are subject to change without notice. Copyright © 2018 Steinberg Media Technologies GmbH. All rights reserved.



QUICK REFERENCE CARD

1	2	3
4	5	6
7	8	9
0	-	=

Input nearest pitch	A-G	A-G
Input pitch above	Shift+Alt+A-G	⌘⇧A-G
Input pitch below	Ctrl+Alt+A-G	⌘⇧A-G

[]	{	}
' Win #	Mac \	Win @	Win ~
' Mac "	Mac	Mac "	Mac

PROJECT

New Project	Ctrl+N	⌘N
Open Project	Ctrl+O	⌘O
Save Project	Ctrl+S	⌘S
Save As	Ctrl+Shift+S	⇧⌘S
Close Project	Ctrl+Shift+W	⇧⌘W
New Tab	Ctrl+T	⌘T
Close Tab	Ctrl+W	⌘W







NAVIGATION, SELECTION AND EDITING

Navigate notes or music items	←, →, ↑, ↓	⌘←, ⌘→, ⌘↑, ⌘↓
Extend selection	Shift+←, →, ↑, ↓	⇧⌘←, ⌘→, ⌘↑, ⌘↓
Select All	Ctrl+A	⌘A
Select More	Ctrl+Shift+A	⇧⌘A
Deselect	Ctrl+D	⌘D
Move note or item left or right	Alt+←, →	⌘←, ⌘→
Move pitch up or down (diatonic)	Alt+↑, ↓	⌘↑, ⌘↓
Move pitch up or down (octave)	Ctrl+Alt+↑, ↓	⌘⌘↑, ⌘⌘↓
Move pitch up or down (chromatic)	Shift+Alt+↑, ↓	⇧⌘↑, ⌘↓
Respell using note above or below	Alt+-, Alt+=	⌘-, ⌘=
Shorten or lengthen by grid duration	Shift+Alt+←, →	⌘⇧⌘←, ⌘→
Decrease or increase grid resolution	Alt+[, Alt+]	⌘[, ⌘]
Cross to Stave Above or Below	N, M	N, M
Move to Stave Above or Below	Alt+N, Alt+M	⌘N, ⌘M




OPTIONS

Layout Options	Ctrl+Shift+L	⇧⌘L
Notation Options <i>(only in Pro)</i>	Ctrl+Shift+N	⇧⌘N
Engraving Options <i>(only in Pro)</i>	Ctrl+Shift+E	⇧⌘E
Note Input Options <i>(only in Pro)</i>	Ctrl+Shift+I	⇧⌘I
Playback Options <i>(only in Pro)</i>	Ctrl+Shift+P	⇧⌘P









KEYPAD TRANSPORT CONTROLS





 Note durations	1-9	1-9
 Play from Playhead	Enter	↵
 Stop	0	0
 Return to Start of Flow	. DEL	.
 Rewind	-	-
 Fast-forward	+	+

PLAYBACK AND RECORDING






 Play from Playhead/Stop	Space	Space
Play from Last Start Position	Shift+Space	⇧Space
 Play from Selection	P	P
Play from Start of Flow	Shift+Alt+Space	⌘⇧Space
Move Playhead to Selection	Alt+P	⌘P
 Record	Ctrl+R	⌘R
Retrospective Record	Ctrl+Alt+R	⌘⌘R

WORKING IN DORICO

 Preferences	Ctrl+,	⌘,
Page View	Ctrl+Alt+1	⌘⌘1
Galley View	Ctrl+Alt+2	⌘⌘2
 Zoom Dialog	Alt+Z	⌘Z
 Zoom In	Z or Ctrl+=	Z or ⌘=
 Zoom Out	X or Ctrl+-	X or ⌘-
 Next Layout	Shift+Alt+]]	⌘⇧]]
 Previous Layout	Shift+Alt+[[⌘⇧[[
 Counterpart Layout	W	W
Go to Bar	Ctrl+G	⌘G
 Show/Hide System Track	Alt+T	⌘T

 Help	F1	⌘/
 Transport	F2	F2
 Mixer	F3	F3
 Video	F4	F4



PANELS

 Show/hide toolbar	Ctrl+6	⌘6
 Show/hide left panel	Ctrl+7	⌘7
 Show/hide bottom panel	Ctrl+8	⌘8
 Show/hide right panel	Ctrl+9	⌘9
 Show/hide all panels	Ctrl+0	⌘0

MODES

Setup	Ctrl+1	⌘1
Write	Ctrl+2	⌘2
Engrave <i>(only in Pro)</i>	Ctrl+3	⌘3
Play	Ctrl+4	⌘4
Print	Ctrl+5	⌘5

SETUP MODE

 Add Solo Player	Shift+P	⇧P
 Add Section Player	Shift+Alt+P	⌘⇧P
Add Instrument to Player	Shift+I	⇧I

ENGRAVE MODE *(only in Pro)*

Move item graphically	Alt+←, →, ↑, ↓	⌘←, ⌘→, ⌘↑, ⌘↓
 Create Frame Break	Shift+F	⇧F
 Create System Break	Shift+S	⇧S